

# Accuphase

PRECISION MDS D SA-CD PLAYER

## DP-750

- High-grade SA-CD/CD drive
- MDS D type D/A converter using eight parallel devices
- Support for playback of data discs (CD-R/-RW, DVD-R/-RW/+R/+RW)
- Direct Balanced Filter with separate line and balanced signal paths
- HS-LINK and USB digital interfaces
- Transport outputs and digital inputs allow insertion of DG-58 into signal path for sound field correction
- Phase selector for balanced outputs
- Numeric indication of sampling frequency and quantization bits





# The supreme integrated SA-CD/CD player — Accurately reads SA-CD information and brings out the full splendor of great musical performances.

Quiet and ultra-smooth disc loading mechanism combined with a high-rigidity, high-precision SA-CD/CD drive extracts the full scope of the recorded information. The innovative MDS (Multiple Double Speed DSD) D/A converter comprises eight MDS++ devices driven in parallel and a moving average filter to recreate an analog signal of stunning purity. The versatile array of transport outputs and digital inputs enables connection of a voicing equalizer or other equipment in the digital domain. Harnessing the latest technology in a masterful ensemble, the DP-750 goes straight to the heart of the music.

## The Technology of Precision

### Features and Functions of Transport Section

#### Advanced technology for accurate information retrieval

The newly developed SA-CD/CD drive with a total weight of 10.5 kg is mounted on a massive 8-mm thick bottom plate, resulting in highly efficient attenuation of external vibrations. Intensive research into materials and structural design is reflected in the traverse mechanism supported by four viscous dampers. This protects the pickup from resonances and enables it to perform its crucial task, ensuring highly precise data readout at all times.

#### Quiet operation with sound level reduced to 1/2

Even very slight eccentricities or warping of media discs often can lead to various types of vibrations and wind noise when spinning at high speed. The viscous dampers of the DP-750 prevent the propagation of such vibrations, and the large bridge covering the disc cuts down on wind noise. As a result, operation noise is reduced to about one half as compared to earlier designs, making listeners forget that there is a rotating mechanism at all.

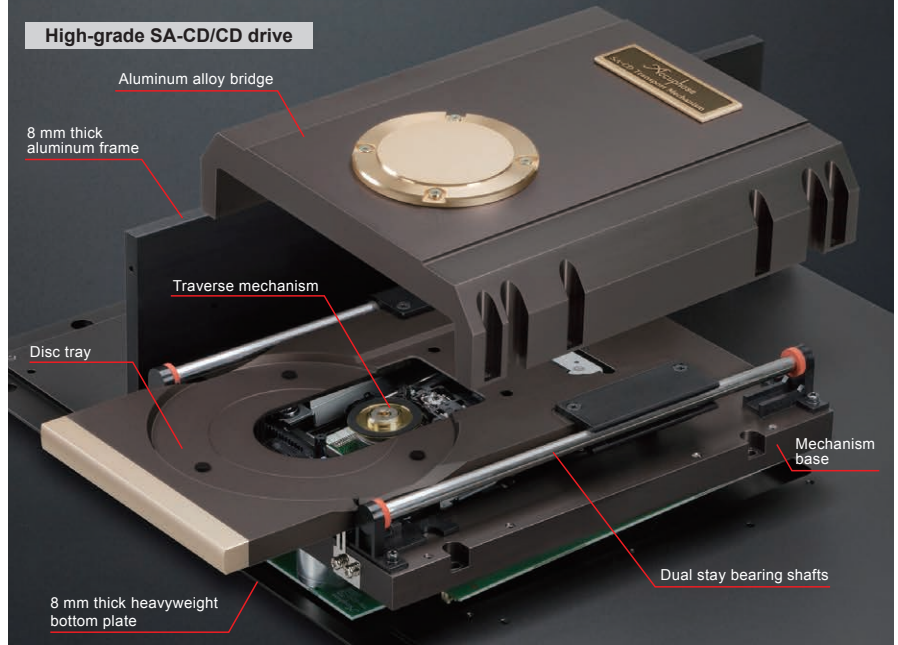
#### Silky smooth loading

The disc loading mechanism features a dual stay construction with steel bearings for the shafts. This ensures that the aluminum disc tray opens and closes with a super-quiet and smooth motion.



Traverse mechanism supported by viscous dampers

Viscous dampers



High-grade SA-CD/CD drive

Aluminum alloy bridge

8 mm thick aluminum frame

Traverse mechanism

Disc tray

Mechanism base

Dual stay bearing shafts

8 mm thick heavyweight bottom plate

### Features and Functions of Digital Processor Section

#### MDS principle

Because the DSD signal comprises a high amount of noise at frequencies beyond the audible range, a digital filter is necessary to remove these noise components. In conventional designs, the DSD signal is first converted to PCM before being routed to a digital filter. The DP-750 by contrast employs the MDS principle where eight time-shifted DSD signals are generated and supplied straight to eight MDS++ type D/A converters arranged in a parallel configuration. The entire circuitry thereby functions as a moving average filter with perfectly linear phase characteristics. This revolutionary approach enables thorough removal of noise components without having to convert the DSD signal into PCM form at all.

#### MDS++ topology with eight devices

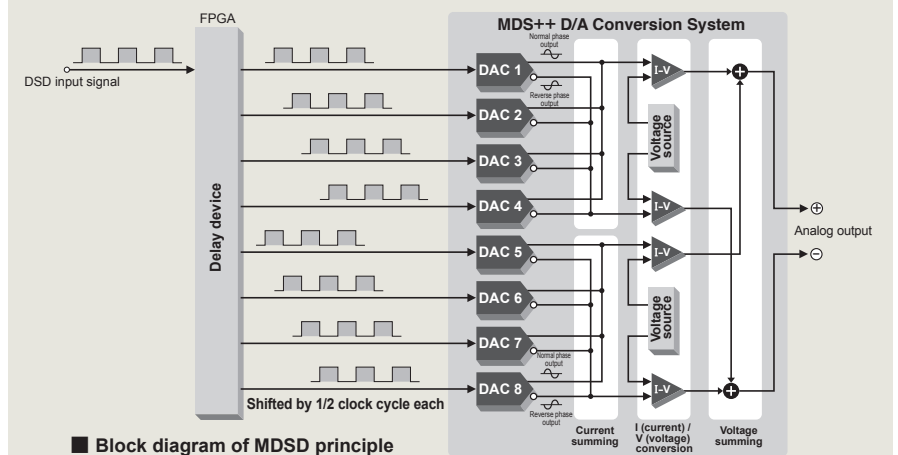
Eight high-performance DAC chips (ES9028PRO from ESS Technology Inc.) are driven in parallel, thereby improving overall performance by a factor of about 2.8 ( $=\sqrt{8}$ ), as compared to a single converter circuit. Because the performance improvement afforded by the MDS++ principle is independent of signal frequency and signal level, output signal noise at very low levels is also successfully minimized, a feat that is very difficult to achieve with conventional delta-sigma converters.

#### Direct Balanced Filter circuit

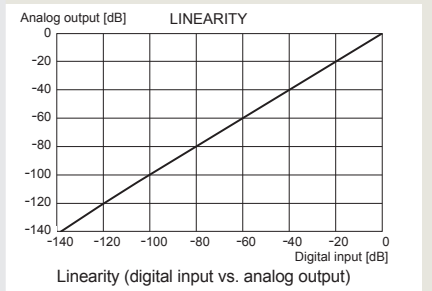
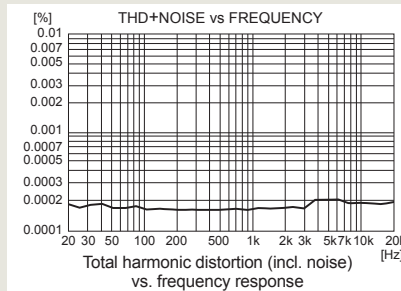
Because the Direct Balanced Filter provides completely separate circuits for the line and balanced outputs, no unwanted interaction will occur, even if both are connected at the same time. (In order to prevent noise, the same equipment should not be connected via both the line output and balanced output.)

#### Glass fluorocarbon resin PCB


For optimum sound quality, the printed circuit board for the Direct Balanced Filter circuitry is made from glass cloth fluorocarbon resin with low dielectric constant and minimum loss.




Block diagram of MDS principle



Glass cloth fluorocarbon resin PCB with Direct Balanced Filter circuitry



High-performance ES9028PRO DAC chip



Assembly with digital signal processing circuits, D/A converter, transport control circuits etc.



## Advanced Features

### Strong power supply

Two separate power transformers for the analog and digital sections, along with four smoothing capacitors (15,000  $\mu\text{F}$  / 25 V) developed specifically for the DP-750 and designed for optimum sound quality ensure highly accurate and stable signal output.

### Sampling frequency and quantization bit display

In addition to track numbers and elapsed playing time, the display can also show the sampling frequency and the number of quantization bits.

### Digital level control allows adjustment down to -80 dB

This capability is useful for example to precisely match the output level to other components in the system.

### Data disc support

The DP-750 can also play CD-R/-RW, DVD-R/-RW/+R/+RW discs. Supported file formats are WAV, FLAC, DSF, and DSDIFF.

### Versatile digital inputs

The array of digital inputs includes HS-LINK (Ver. 1 and Ver. 2), COAXIAL, OPTICAL, and USB.

### Elegant wood cabinet

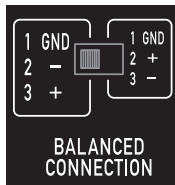
The exquisite wood cabinet with natural grain finish creates an air of sophisticated elegance that complements any listening room.

### Insulators designed for sound quality

The "Advanced High Carbon" cast iron insulator feet possess superior damping characteristics for blocking external vibrations.

### Balanced output phase selector

This allows matching the polarity to that of connected equipment.



Phase selector

### Supplied remote commander RC-120

Gives access to various functions including direct play, repeat play, input switching, and level control.

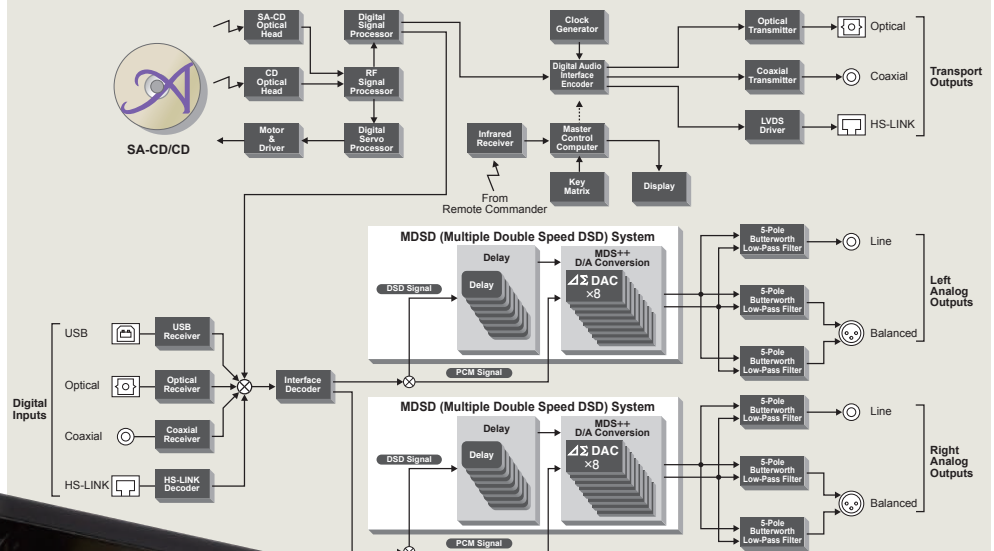
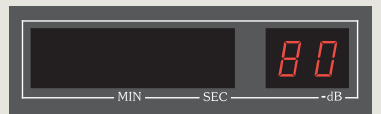


Strong power supply

### Sampling frequency and quantization bit display



### Digital level control allows adjustment down to -80 dB



DP-750 Block Diagram



## About HS-LINK Ver. 2

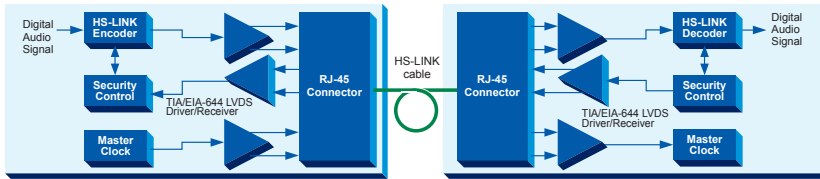
HS-LINK Version 2 is a further enhanced version of the Accuphase HS-LINK interface, providing expanded sampling frequency and quantization support.

● The DP-750 supports both HS-LINK Ver. 1 and HS-LINK Ver. 2 signal transmission.

Input	Format (2-channel)	Sampling frequency	Number of bits
HS-LINK (Ver.1)	DSD	2.8224 MHz	1
	PCM	32 / 44.1 / 48 / 88.2 / 96 / 176.4 / 192 kHz	16 to 24
HS-LINK (Ver.2)	DSD	2.8224 MHz / 5.6448 MHz	1
	PCM	32 / 44.1 / 48 / 88.2 / 96 / 176.4 / 192 / 352.8 / 384 kHz	16 to 32

\* HS-LINK cable can be used both for HS-LINK Ver. 1 and HS-LINK Ver. 2 signal transmission.

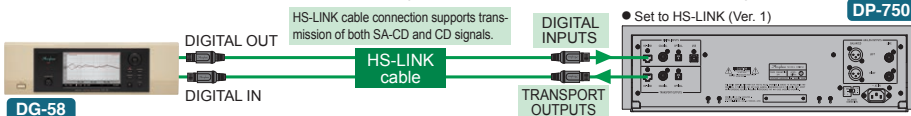
\* With HS-LINK Ver. 2, the data and clock signal are transmitted separately, and high sampling frequencies up to 5.6448 MHz 1-bit DSD and 384 kHz 32-bit PCM are supported.



HS-LINK Ver. 2 Signal Transmission Block Diagram

## DG-58 connection example

The DG-58 can be connected between the transport outputs and digital inputs of the DP-750 (using the HS-LINK, coaxial, or optical connectors). This allows sound field compensation of the signal from the CD transport of the DP-750 in the digital domain.



## Using the USB port

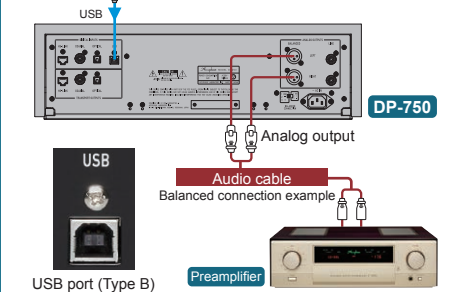
The USB port (Type B) of the DP-750 allows connection to a computer via USB cable, for reproduction of music library data. Because sampling frequencies up to 384 kHz / 32-bit and 11.2896 MHz / 1-bit DSD (ASIO only) are supported, even very high-resolution music files can be reproduced with impeccable sound quality.




\* Depending on the computer, it may be necessary to install software for using the USB port from the supplied "USB Utility 3" CD-ROM.

\* The capability for playback of music data via USB depends on the operating system and music playback software of the computer.

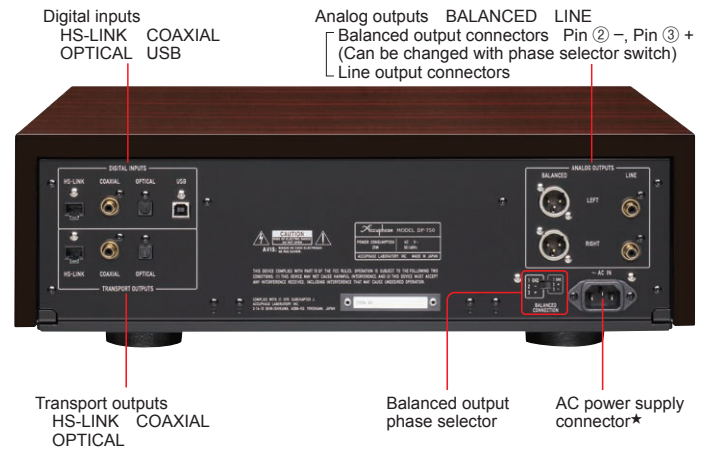
\* For information on settings for USB, refer to the computer documentation.



## Front Panel



## Rear Panel



## DP-750 Guaranteed Specifications

[Guaranteed specifications measured according to JEITA standard CP-2402A / Measurement disc: PHILIPS 3122-783-00632]

### Transport Section

Compatible Disc Formats	2-channel Super Audio CD
CD	
DSD disc	DVD-R/-RW/+R/+RW (DSF file format)
Data disc	CD-R/-RW, DVD-R/-RW/+R/+RW (Supported formats: WAV, FLAC, DSF, DSDIFF)

Data Read Principle Non-contact optical pickup

Laser Diode Wavelength	SA-CD: 655 nm	CD: 790 nm
------------------------	---------------	------------

### Transport Outputs

Output	Format	Suitable cable
HS-LINK	Proprietary standard	Dedicated HS-LINK cable
OPTICAL	JEITA CP-1212 compliant	JEITA standard optical fiber cable
COAXIAL	IEC 60958 compliant	75-ohm coaxial digital cable

### Digital Processor Section

#### Digital Inputs

Input	Format	Suitable cable
HS-LINK	Proprietary standard	Dedicated HS-LINK cable
USB	USB 2.0 Hi-Speed (480 Mbps) compliant	USB 2.0 cable with Type B connector
OPTICAL	JEITA CP-1212 compliant	JEITA standard optical fiber cable
COAXIAL	IEC 60958 compliant	75-ohm coaxial digital cable

### Supplied accessories

- AC power cord
- Audio cable with plugs ASL-10
- Remote Commander RC-120
- USB Utility 3 CD
- USB Utility 3 Setup Guide
- Cleaning cloth

### Remarks

\* This product is available in versions for 120/220/230 V AC. Make sure that the voltage shown on the rear panel matches the AC line voltage in your area.

\* The 230 V version has an Eco Mode that switches power off after 120 minutes of inactivity.

\* The shape of the AC inlet and plug of the supplied power cord depends on the voltage rating and destination country.

### Sampling Frequencies

Input	Format	Sampling frequency	Number of bits
HS-LINK (Ver.1)	DSD	2.8224 MHz	1
	PCM	32 / 44.1 / 48 / 88.2 / 96 / 176.4 / 192 kHz	16 to 24
HS-LINK (Ver.2)	DSD	2.8224 / 5.6448 MHz	1
	PCM	32 / 44.1 / 48 / 88.2 / 96 / 176.4 / 192 / 352.8 / 384 kHz	16 to 32
USB	DSD	2.8224 / 5.6448 / 11.2896 MHz (ASIO only)	1
	PCM	44.1 / 48 / 88.2 / 96 / 176.4 / 192 / 352.8 / 384 kHz	16 to 32
OPTICAL	PCM	32 / 44.1 / 48 / 88.2 / 96 kHz	16 to 24
	PCM	32 / 44.1 / 48 / 88.2 / 96 / 176.4 / 192 kHz	16 to 24

**D/A Converter** D/A Converter CD playback and external input (PCM): 8 MDS++ type  
SA-CD playback and external input (DSD): 8 MDS type

**Frequency Response** 0.5 to 50,000 Hz +0, -3.0 dB

**THD + Noise** 0.0005% (20 to 20,000 Hz)

**Signal-to-Noise Ratio** 120 dB

**Dynamic Range** 117 dB

**Channel Separation** 118 dB (20 to 20,000 Hz)

**Output Voltage and Impedance** BALANCED: 2.5 V 50 ohms, balanced XLR type

LINE: 2.5 V 50 ohms, RCA phono jack

**Output Level Control** 0 dB to -80 dB in 1-dB steps (digital)

### General

**Power Requirements** 120 V, 220 V, 230 V AC (voltage as indicated on rear panel), 50/60 Hz

**Power Consumption** 26 W

### Maximum Dimensions

Width 477 mm ( 18.8")

Height 156 mm ( 6.1")

Depth 394 mm ( 15.5")

### Mass

28.2 kg (62.2 lbs) net

35.0 kg (77.2 lbs) in shipping carton



ACCUPHASE LABORATORY, INC.

F1805Y PRINTED IN JAPAN 850-2210-00 (B1)

● The specifications and appearance of this product are subject to change without notice.

http://www.accuphase.com