

THE GRYPHON



Owners manual Antileon EVO Stereo

manual vers. 1.4

Introduction.....	3
The Gryphon.....	3
The Man.....	4
Made in Denmark.....	4
Musical Objectives.....	4
The Gryphon Master Tape Collection.....	5
Design Principles.....	5
Exterior Design.....	6
Manufacture and Assembly.	7
<u>Using Your Gryphon.....</u>	
AC Voltage.....	7
Burn-In and Warm-Up.....	7
Placement.....	7
Balanced Connections.....	7
Choice of Cables.....	7
Care and Maintenance.....	8
Antileon Evo.....	9
Sonic Excellence.....	9
Circuit Topology.....	9
Class A.....	10
Protection.....	11
Exterior.....	11
Installation.....	11
AC Power.....	11
PlacementPower Cords, AC Polarity.....	12
Front Panel Functions.....	12
Green Bias.....	13
Rear Panel Functions.....	13
Balanced Inputs.....	14
Protection system.....	14
Fuses	14
Troubleshooting	15
Warranty.....	16
Tweak Advise.....	17

Introduction

Welcome to the global family of proud owners of fine audio components from Gryphon Audio Designs of Denmark. Your new Gryphon unit has been painstakingly designed to re-create the sound of live music taking place in its original recorded space. Every Gryphon product is designed to cater to the needs of the most discerning music enthusiast with sumptuous styling and superb user-friendliness which elevate it above the mundane world of conventional audio components.

As audiophiles, the members of the Gryphon design team are constantly reminded to keep their priorities straight. We are not involved in “hi-fi” for its own sake, but strictly as a means to an end, in the service of our life-long love of the live music experience in all its sonic and emotional glory.


Our higher goal is to bring to the listener a “You-Are-There” sensation. In taking up this challenge, the Gryphon designers go back to basics to analyze the essential nature of the live music experience. For us, an awareness of soundstaging, ambience and concert hall dimensions are necessary components. Dynamics and an unambiguous sense of instrument location even in the loudest passages are also high priorities. To achieve these objectives, Gryphon products offer exceptional speed and agility along with seamless coherence in the time domain.

Since 1985, Gryphon Audio Designs has quietly gone about the business of creating fine home audio components. We know that you will appreciate and enjoy the benefits of our accumulated experience and share our abiding passion for music.

The Gryphon

In Greek mythology: A fabled creature, half-lion and half-eagle, combining the power of the “King of Beasts” with the grace of the “King of Birds”. The guardian of the source of gold and protector of the Dionysian cup of infinite wealth.

In the real world: An acclaimed Danish audio engineering company employing cutting edge technology and common sense in the pursuit of the purest musical experience. We feel that the gryphon is an appropriate symbol for our high sonic goals.



The Man

Gryphon Audio Designs is the brainchild of Flemming E. Rasmussen and the fulfillment of a lifelong dream to allow the purest essence of the live music experience to be recreated in the home environment.

Rasmussen holds a degree in painting and graphic arts from the Aarhus Art Academy, Denmark. During his studies, Rasmussen developed close relationships with the local music community and designed many LP covers and concert posters. After graduation, he taught photography and painting and designed textiles, before founding 2R Marketing, which quickly became Denmark's leading High End audio import company.

Gryphon Audio Designs was founded in 1985 as an offshoot of 2R Marketing. The first product, the now legendary Gryphon Head Amp, grew from a one-off spare time project developed only for the designers' own home systems. Although the Gryphon project was initially strictly a hobby, not an actively pursued commercial venture, demand generated by reviews and word-of-mouth led to the formal establishment of Gryphon Audio Designs as a separate corporate entity.

Following the immediate success of the Gryphon brand, all import business was phased out in 1993, so that Rasmussen could dedicate his efforts entirely to Gryphon.

Made In Denmark

Every product from Gryphon Audio Designs is designed and built in Denmark. This is much more than just a geographical fact. It is also a seal of approval, a stamp of quality. Living in a region with no natural resources (no oil, coal, precious metals, etc.), the Danes have learned to rely on their quick wits and skilled hands. Innovative technology, beautiful craftsmanship, pride in one's craft and a keen eye for attractive design are some of the long-standing Danish traditions which are distilled to their finest essence in every unit that bears the Gryphon name.

Musical Objectives

While scientific method and sophisticated technology play an important role in our electronics design work, at Gryphon we never lose sight of the fact that the keen ears of an experienced listener are the most crucial "calibration tools." Therefore, every Gryphon product exists for one simple purpose: to bring the user closer in the never-ending quest for a more natural and convincing musical illusion.

Every Gryphon design has been built to cruise effortlessly through even the most demanding musical passages, regardless of volume level, with a musical presentation defined by supreme articulation and immediacy, subtle dynamic shading and razor-sharp focus. Refinement and delicacy are combined with power and authority for a natural, involving listening experience.

The Gryphon Master Tape Collection

In the Gryphon listening rooms, we are fortunate to possess a unique library of more than 1,000 original master tapes of recordings made during the Golden Age of studio engineering from 1956-1976.

Unlike conventional commercial releases, our master tapes capture the dynamic contrasts and subtle inner harmonic structure of the musical event, forcing us to work to a higher standard in our efforts to maintain the integrity of the original musical performance.

Design Principles

With state of the art technical equipment and some of the finest minds in the audio engineering field at our disposal, the Gryphon brand name continues to define the highest audiophile standards of subjective and technical performance.

The dual mono configuration radically eliminates any possibility of crosstalk or other interference between channels and provides infinite channel separation which contributes to the ability to create space, focus, depth and transparency.

Because the electrical power coming out of your wall fluctuates wildly in terms of voltage and distortion, Gryphon incorporates heavily regulated multi-stage power supplies that act as effective mains conditioning filters. Displays and control circuits are fed by a separate power supply to isolate any digital noise artifacts and effectively prevent them from contaminating the signal path.

While the printed circuit boards in more conventional audio products utilize conductor tracks a mere 35 micron thick, Gryphon employs at least 70 micron traces of the highest purity.

Beginning with our very first product, "The Head Amp" all Gryphon products have featured extremely wide frequency bandwidth, because the ability to reproduce ultra-sonic frequencies with no difficulty ensures linear phase across the audible frequency range.

The implementation of circuits with wideband frequency response is a painstaking endeavor in which the actual layout and ground pattern of the PC boards are crucial to the achievement of superior sonic performance with no loss of inherent stability.

Wideband frequency response ensures the high slew rate essential to the realistic handling of the ultra-fast transients which routinely occur in live music and is crucial in recreating the natural decay of musical instruments. Wide bandwidth also improves phase characteristics, for more correct soundstaging and imaging.

All Gryphon designs are realized with an absolute minimum of negative feedback, which when present in large amounts can actually increase TIM distortion. All Gryphon preamplifiers are designed with zero negative feedback. Antileon power amplifiers apply negative feedback judiciously for improved linearity and bandwidth.

Gryphon research into the detrimental effects of magnetically induced dis-

tortion (MID) has led to the elimination of magnetizable materials wherever possible. To eliminate the effects of stray magnetic fields, non-magnetic materials are employed throughout, with the unavoidable exception of the transformer shield box.

The mechanical design of the cabinet and assembly methods are all carefully calculated to ensure minimal resonance, either through the use of mechanically grounded high mass or decoupling. Vibration-sensitive components, capacitors in particular, are thus guaranteed a non-resonant environment.

The heavy, thick chassis offers a vibration-proof environment for the sensitive electronics inside and provides crucial shielding from a polluted world of low and high-frequency radio waves, power-line radiation and other electrical interference. Meticulous attention to such issues makes a significant contribution to the relaxing, open and transparent Gryphon sound.

Unique, non-invasive protection circuitry offers reliable, fuss-free protection without compromising signal purity and signal path simplicity, with no conventional relays in the signal path to degrade or compress sound.

The ground path has been carefully laid out in order to achieve superior sonic performance with no loss of stability. Component layout has been designed to ensure the shortest conceivable signal path.

Exhaustive investigation underlies the selection of every component part and many original, proprietary components are custom-built exclusively for Gryphon. Because what is left out is just as important as what goes in, an absolute minimum of internal wiring is included.

By lavishing attention on each aspect of the circuit and fully understanding the purpose and behavior of every single part of the whole, our designers can optimize performance in each section, before moving on to the next step. This ensures simplicity, a short signal path and a unity of purpose with a single, well-defined objective: musical purity.

In the interest of ultimate fidelity, tone controls, balance controls and other unnecessary components have been banished from the signal path.

Exterior Design

From the very beginning, every Gryphon product has offered stunning audio performance, sumptuous styling and superb user-friendliness, catering to the needs of the discerning audiophile who demands musicality, convenience and aesthetics, all without compromise.

In every Gryphon product, form follows function in a unique synthesis of aesthetics and practicality. Gryphon stands for sophisticated technology with a high standard of industrial finish that also incorporates the best of craftsmanship.

The peerless finish, build quality, ergonomics and pride of ownership that contribute to the totality of the Gryphon concept can only be fully understood and appreciated up close and in person.

Rasmussen's background in fine arts and industrial design gives every Gryphon product a distinctive, luxuriant finish which arises organically out of the audio circuit design and the user interface for a truly unique integration of form and function.

Manufacture and Assembly

At our laboratories and manufacturing facilities in Denmark, we maintain full control over every aspect of development and production, and the members of our conscientious staff diligently follow each Gryphon model from initial concept to early prototype, through to final quality control.

Printed circuit boards are assembled by a supplier of precision military and medical equipment with strict standards of quality control and pre-inspection of components. Chassis parts are manufactured by a specialist chosen solely for the outstanding quality of workmanship. In every aspect of every Gryphon product, the same stringent standards of excellence apply.

Following a 48-hour burn-in, each product is tested again, before being subjected to Gryphon's custom-developed transport simulator which simulates the inevitable shaking that a product will encounter in transit. The product is placed on top of a very large loudspeaker which plays a special CD with low frequencies which simulate the vibrations of an airplane. Each unit "travels" the equivalent of 40 round trips from Denmark to Australia before leaving the factory.

AC Voltage

Your Gryphon unit is especially made for the AC voltage of the country to which it has been shipped. If the voltage has been changed, the warranty is void and the product may be unsafe or malfunction. Do not use voltage converters, due to the high power requirement they may provide a fire risk or at best, degrade performance.

Correct AC polarity contributes greatly to optimum performance. If you are not using a three-pin, non-reversible power plug, please experiment with the orientation of the plug for optimum performance.

Burn-In and Warm-Up

Your Gryphon unit has been thoroughly tested and burned in before shipping. Performance will continue to improve during the first 40 – 50 hours of normal use. After this period, optimum performance will be available after 30 minutes.

Balanced Connections

All Gryphon products use the AES standard for balanced connections.

1. Ground
2. Positive
3. Negative

We recommend the use of dedicated balanced cables.

Avoid the use of adaptors as they degrade performance.

Choice of Cables

Because your Antileon is a high-resolution Gryphon audio device, it will immediately reveal the characteristics and possible limitations of the other components in your system, as well as those of the interconnects and loudspeaker cables used to connect your system.

Wiring should never be utilized as "equalizers" to correct errors elsewhere in the system. Instead, any error should be corrected at the source, so that interconnects and loudspeaker cables can be selected solely on the basis of sonic neutrality. For this reason, we employ Gryphon's own range of interconnects and cables in every stage of the design of every Gryphon product.

A very important Gryphon topology keypoint has always been the ability to obtain near perfect phase response - the foundation for a realistic and stable soundstage - this requires wide bandwidth.

Cable warning



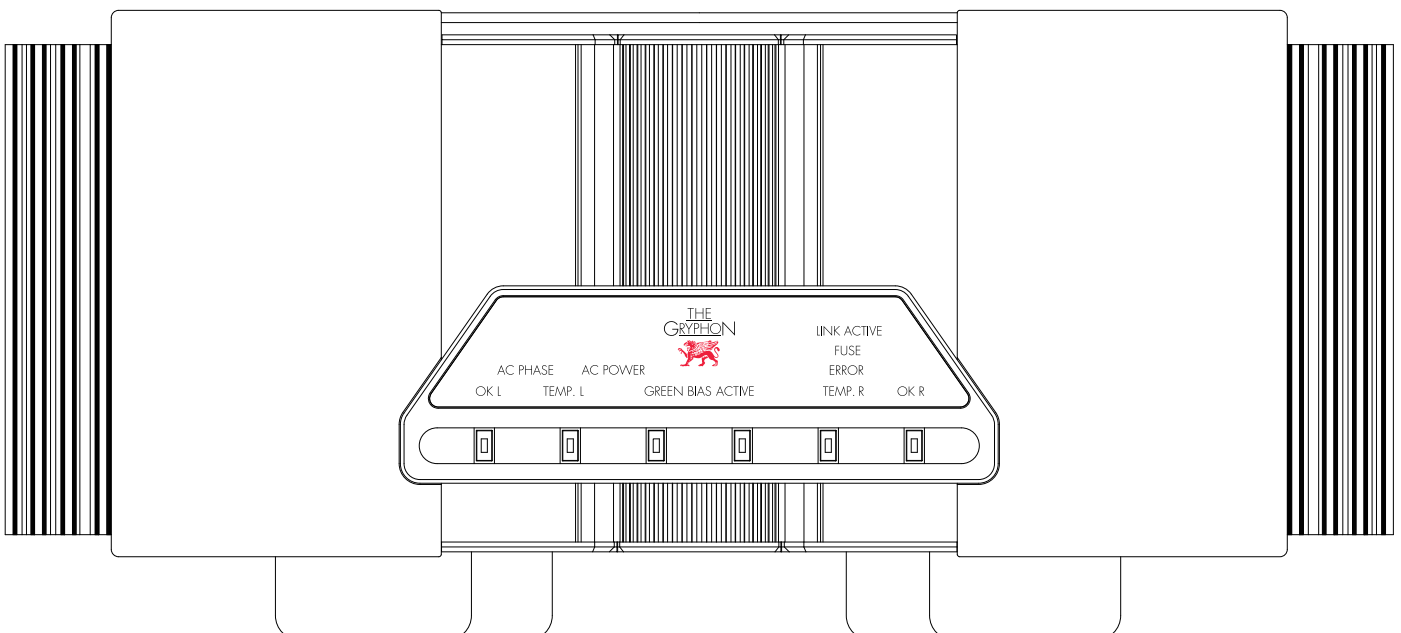
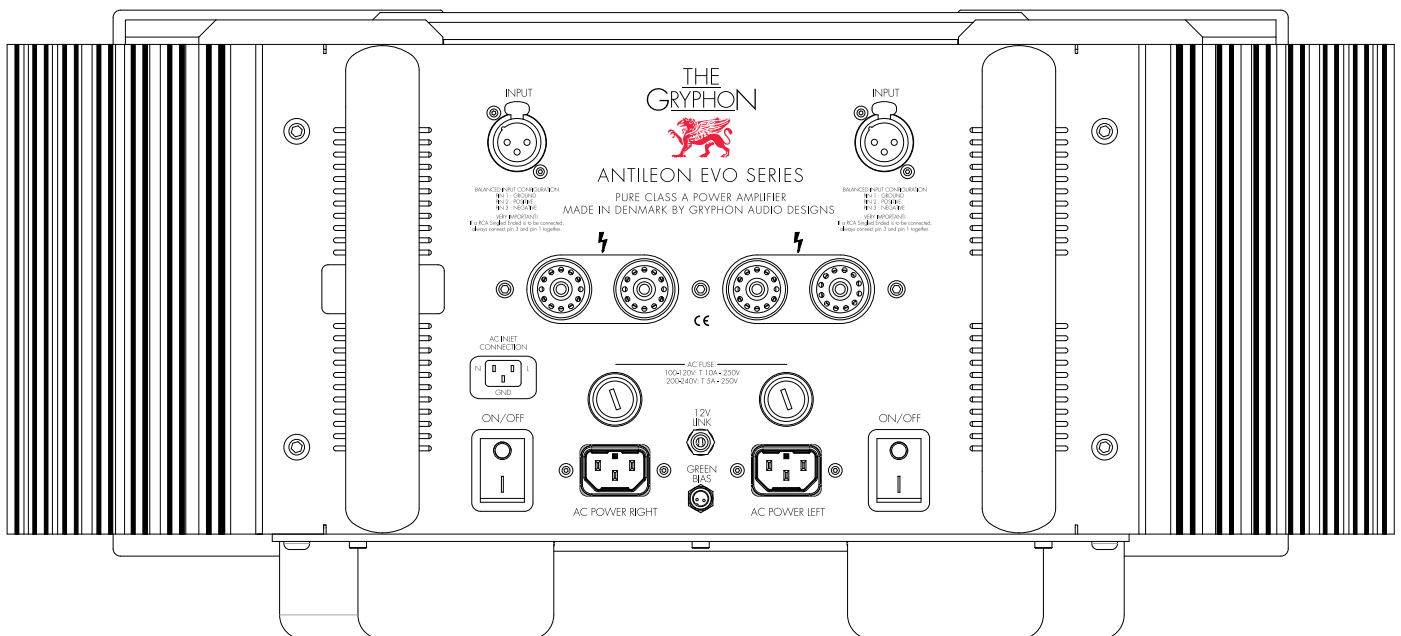
In recent year a number of cables have emerged on the market that are manufactured with no or little consideration to the electronics that they are connecting, unfortunately there are no standards and some "exotic" cables can create unstable working conditions, these cables are often coaxial speaker-cables that may work fine with Tube amplifiers or other bandwidth limited constructions.

Care and Maintenance

Gryphon products are handcrafted by individuals who take great pride in the high level of fit and finish which we achieve. To maintain your Gryphon components in pristine condition, please follow these simple instructions.

Metal surfaces may be cleaned with a damp cloth. Some product made for treatment of vinyl interiors in cars may be useful. Test the product on a non-visible surface, before using any fluids.

Acrylic surfaces should only be wiped with a very soft, dry cloth. Small scratches may be removed with fiberglass polish. Fingerprints may be removed with a damp cloth. Do NOT use spirits or paper tissue



Antileon EVO

User Guide & Introduction

Features:

- *Fully balanced circuit
- *2 x 150 Watts per channel Pure Class A
- *40 High current bipolar output transistors
- *600,000 uF power capacitor bank
- *Flat frequency response to beyond 350 kHz
- *Minimum negative feedback
- *No output relays
- *User-programmable Green Class A bias
- *DC servo coupling
- *Frequency-independent damping factor
- *Rigid mechanical structure
- *Microprocessor controlled, non-invasive "smart" protection system
- *Upgradeable software.
- *Double sealed, mil spec PCB with 105 mm copper trace

Sonic excellence

The Antileon impresses immediately with its ability to cruise effortlessly through even the most demanding musical passages, regardless of volume level. As a result of the constant high power reserves available at all times, the amplifier simply does not "see" the speaker, so the speaker's reactive load cannot degrade amplifier performance. Unlike other high power amplifiers, Gryphon's no compromise pure Class A topology allows the Antileon to offer high power as well as refinement and delicacy in musical presentation. It is our fundamental philosophy that all electronics in the playback chain must ideally be neutral and not add or subtract anything from the recording no matter how "attractive" such distortions may be. The Antileon is by nature a product for the fortunate few who can afford such a statement, just as it is a product for the increasing number of audiophiles who seek purity in the reproduction of music, a product for the music lover who respects both the musicians and recording engineers enough to refrain from adding or subtracting anything in relation to the original intention of the recording.

Circuit Topology

Power is the name of the game and the Antileon is equipped to take on even the most vicious and nightmarish of speaker loads. The output section uses Sanken bipolar output devices which have demonstrated extreme reliability in addition to outstanding sonic performance. These transistors can be called upon to deliver momentary peak power of 4,000 watts per channel without overload. Each of the 40 transistors is bypassed with individual film capacitors. The separate driver section has its own supply from individual windings on the custom-made toroidal transformers. Unique mechanical design ensures optimal thermal tracking between drivers and output devices. The driver section features its own generous bank of capacitors.

The power capacitor bank is an astounding 600,000 uF array of capacitors. Negative feedback is minimal and DC coupling employs DC servo circuitry. Internal wiring in the signal path is kept to an absolute minimum. The input wiring is Gryphon Guideline Reference gold-embedded silver cable. Only balanced inputs are provided.

Unique even in this price range, the Gryphon Antileon utilizes a completely independent transformer and power supply for display and control circuits, effectively preventing digital noise generated by these circuits from reaching the amplifier circuits.

Gryphon proprietary speaker terminals accept bare wire, spade lugs, banana connectors or any combination.

Class A

True Class A operation has always been a Gryphon benchmark, simply because nothing in our experience can match the sonic glories of pure Class A.

Unfortunately, true Class A is even rarer today than when we introduced the DM100. Rising consumer awareness has forced some manufacturers to stop making outrageous unsubstantiated claims of Class A power ratings that only exist in the fevered imagination of some marketing "expert".

Still, there is a growing number of so-called "new" Class A topologies based on automatic biasing which, simply explained, somehow allow the amplifier to sense when the bias should increase to ensure constant Class A performance!

If such thing were to actually work as claimed, it would be tantamount to a re-writing of the laws of physics. In order for an amplifier to be able to increase bias and stabilize thermally to instantaneously track the dynamics of the input, it would have to be able to predict what is going to happen next on the recording. Auto-biasing can by nature only respond to something that has already happened and the bias will rush up and down in a desperate attempt to follow the last note.

Put bluntly, there is no such thing as a free lunch when it comes to pure Class A, so we repeat with no apologies: TRUE PURE CLASS A means heavy transformers, very large heatsinks, lots of heat, lots of electricity, expensive parts and costly assembly.

While we appreciate and endorse every effort to conserve energy and preserve our global resources, our research into efforts to obtain Class A performance from class A/B topologies makes it clear that there simply is no substitute for the sheer magic of pure class A.

However, based on thorough analysis of typical listening situations, we have devised Green bias (green for reduced environmental impact). Green bias offers TRUE, PURE CLASS A with considerably lower power consumption than the traditional solution.

With the DM100, Gryphon was the first amplifier manufacturer ever to offer programmable Class A bias as a means of reducing power consumption without compromising Class A performance.

Green bias in the Gryphon Antileon allows the user to select the amount of Class A at any given time, taking into account such factors as speaker sensitivity, room size, musical dynamics and overall volume level.

Green bias improves on our programmable bias by giving the fortunate owners of a Gryphon preamplifier the option of letting the preamplifier automatically control the bias.

Instead of a conventional potentiometer, the Gryphon Preamplifier employs a volume attenuator which can be used to select the bias to match the overall playback level, thus ensuring pure Class A at all times.

Unlike signal-sensing "auto-biasing systems" Green bias does not attempt to follow the signal at all, the current position of the volume control determines the bias setting whether music is playing or not. In effect, this means that if the user selects, for instance, position 40 (Gryphon Pandora) on the volume control, then the bias will increase to 100% (High Bias) producing 150 Watts pure Class A. This bias level will be maintained even when music is absent or when the amplifier or preamp is muted. If the user turns the volume control down below position 39, the Preamplifier will automatically instruct the amplifier to reduce bias to 50 watts of pure Class A.

BIAS L is selected manually from the front panel. To leave BIAS L, you must select **BIAS M** or **BIAS H** on the front panel.

If Green bias is activated, **GB** will be lit for 5 sec. in the display and the amplifier will automatically adjust bias to match the position of the preamp volume control.

While Green bias does not offer the extreme low power consumption of Class A/B, or even the low power consumption of "auto-biasing" systems, it does offer significantly lower power consumption without sacrifice or compromise

of even a fraction of its PURE CLASS A performance. The Antileon user who do not own a Gryphon preamplifier can access the programmable bias system manually.

Protection

The unique, non-invasive protection system offers reliable, fuss-free protection without compromising signal purity and signal path simplicity, with no conventional relays in the signal path to degrade or compress sound. The output signal is constantly compared to the input, so that, in the presence of a difference which exceeds predetermined limits (typically a short circuit condition or DC/HF), take out the internal protection fuse will blow. Heatsink temperature is constantly monitored by a thermistor. In the event of overheating (temperature in excess of 90° C), the amplifier will mute and go in stand-by mode. Normal operation will resume when a safe operating temperature is reached. At temperatures above 100°, the amplifier will turn off and can not be turned on again before temperature is below 50°.

Exterior

Non-magnetic materials are employed throughout, the only exception being the mechanically isolated transformer housing which incorporates a special epoxy resin to optimise transformer vibration damping.

The faceplate is machined from a solid 40 mm black acrylic block. An LED display provides continuous information on Class A status and AC condition. With the exception of the faceplate, the Antileon exterior consists entirely of brushed, black anodized aluminium. Allen screws are countersunk for clean appearance.

Installation

Unpacking

Obviously, the purpose of packing materials in the transportation of heavy amplifiers is to protect the product on its perilous journey from manufacturer to proud owner.

Unfortunately, in our experience this often results in sprained backs and bleeding fingers at the moment of truth: the uncrating of hefty power amplifier.

The instructions found on top of the box you will find instructions and illustrations for disassemble and assembling the transportation box.

The Clip lok case can be completely dismantled for easy storage.

Keep the box and all the parts in a dry place

The following items are enclosed:

- 1 Antileon Evo
- 1 Pair of gloves
- 1 Acrylic polish
- 2 AC power cords
- 1 Warranty card

If anything is missing or damaged, please contact your Gryphon dealer immediately.

AC Power , very important



AC Power

Before installation, you must ensure that sufficient current is available from your domestic AC power supply:

Minimum: 10A for 220/240 V

Minimum: 20A for 100/120 V

It is also very important that the wiring from your AC breaker can carry the

high constant AC voltage with only a minimum of loss. A conductor with a minimum gauge of 1.5 sq. mm. Is recommended.

The Antileon should ideally be connected to a separate AC breaker group independent of other equipment.

Placement

The Antileon is a high bias Class A design and **MUST** be placed so that air may circulate freely around the heatsinks. The Antileon is equipped with tall feet for free air circulation, even on thick carpets. The feet also allow you to push the amplifier across the floor without lifting it.

AC Power Cords

Use only a dedicated AC power cord. Do NOT use loudspeaker cable or other wire not expressly designed to carry high current. Improper cable or cables of insufficient gauge will generate heat and the insulation may melt with disastrous results. Do not run, thin, coiled, extension cords.

AC cords DO have an audible effect on sound quality, but experiments should be carried out with due consideration to safety.

Power Line Conditioners?

We do not recommend the use of any kind of power line conditioning with the Antileon EVO. Due to the EVO's high AC power demand power conditioners are subject to major failure or saturation that at best are destroying the amplifiers working conditions. Often DC pollution on the SAC supply can provoke hum from class A transformers, if your AC supply is polluted it is worth considering a DC blocking transformer that has the capacity to handle the power. If you wish to experiment with external line conditioners or other devices, we strongly recommend that you listen to the Antileon without these devices before making your decision.

Remember to listen for correct sound and not merely different sound.

AC Polarity

The antileon EVO is a true dual mono construction and we must strongly emphasize the importance of symmetrical AC power polarity for each channel. Asymmetrical AC polarity will seriously degrade soundstage recreation and other important aspects of the Antileon performance. The Antileon display will warn you if AC polarity is asymmetrical.

Front panel functions

From left:

1. ON/STD

Turns off all active circuitry, but there is still AC power inside the Amplifier. For full shutdown use the 2 master AC power switches on rear or disconnect the AC cords.

When turning the Antileon on from the front, the Gryphon logo and all display indications will flash for approx 15 sec. before the amplifier is fully operational.

When the amplifier is ready the Gryphon logo will stay on and 2 green **OK** indicators will be on for 5 sec. If Green bias cable is connected, Green bias (**GB**) light will also be on for 5 sec.

If AC cords are not connected with the same polarity, the **PHASE** indicator remain on until problem is solved.

2. **MUTE**

Use this function when changing speaker cables or interconnects without

turning the amplifier off.

3. **BIAS L**

Use to keep circuitry in amplifier ready for listening without initial warm-up. If left in stand-by for longer periods, use the mute function, too.

4. **BIAS M** Can only be used when the Automatic Green bias is disabled. This position provides 50 Watts of pure class A, more than enough for normal listening conditions and speakers with normal sensitivity. In this setting 150 watts of Class A/B power is available.

5. **BIAS H** - 100% Class A power for the ultimate performance.

6. **CHECK** This function allows you to check that all indicators are operational. The bias selectors determine the degree of Class A operation. In the Bias H mode the Antileon provides 150 watts of PURE CLASS A power into an 8 ohm load. The bias adjustments do not change total output power, but only the Class A operation range.

With very efficient speakers, 150 Watts of pure Class A might rightly be considered overkill. With BIAS M, efficient speakers will be driven in Class A most of the time.

Naturally, lowering the Class A operation range reduces AC power consumption at idle.

When evaluating the sonic effect of the 3 bias adjustment modes, it must be taken into consideration that the Antileon requires time to settle when bias is changed. (5 min.)

Bias may be adjusted with the Antileon turned on. However, we recommend that bias adjustment be made once and for all during initial installation.

If the Antileon has been turned off using the front panel on/off switch, it will remember the last bias setting. After using the master on/off switch at the rear panel, it will return to its last setting.

Green Bias

If you own a Gryphon preamplifier with the green bias link, The Antileon will automatically change bias with reference to the current position of the Preamplifier's volume control, independent of the music signal. If you wish the Antileon to go to BIAS L for idling, you must use the Bias L switch on the front panel. Remember, the Green bias system is not in the signal path and has only reference to the Preamplifier's attenuator.

The Antileon responds to preprogrammed switching points at the volume control, based on our experience with most speakers. It is however, possible to lower the switching positions if you have efficient speakers or if you wish to play at 100% Class A even at low playback levels. Please refer to the preamplifier's manual for further information about this.

If you remove the link between the Antileon and the preamplifier, the Antileon will automatically revert to manual operation only.

Rear Panel Functions

Speaker terminals

The binding posts are custom designed by Gryphon. The special design will provide a tight reliable connection to: plugs, lugs or bare wire. Do not use tools or excessive force when tightening the terminals.

Balanced Input.

The Antileon provides only balanced input. There are no deteriorating phono sockets in parallel with the balanced input.

The Antileon balanced inputs are made to AES industry standards:

Pin # 1 Shield

Pin # 2 Positive

Pin # 3 Negative

12 Volt Link Input

Connection for 12 V link between the Antileon and a Gryphon preamplifier. This connection allows your Gryphon preamplifier to turn on your Gryphon poweramplifier.

The Antileon protection System

Gryphon has designed a unique comprehensive system with no circuit breakers in the signal path. The "smart" Gryphon protection system constantly monitors the amplifier by checking 10 times per sec. when the amplifier is on .

OVERHEATING:

When excessive heat is detected, the thermal sensor will mute and the amplifier will go in stand-by mode. Normal operation can resume when the temperature is within safe operating limits.

DC/HF or SHORT CIRCUIT:

Special care should be taken at all times to avoid shorting the loudspeaker outputs. If a DC/HF short circuit should occur, the Antileon will open an internal (not user-replacable) fuse. Contact your dealer/distributor for service.

We are aware that the Antileon is the choice of the very experienced audiophile, so please bear with us while we repeat certain ground rules:

TURN-ON PROCEDURE:

1. Turn on source components, Turntable, CD Player, etc.)
2. Turn on preamplifier
3. Allow a few moments for components to stabilize, (tube equipment may require more time).
4. Turn on power amplifier

TURN-OFF PROCEDURE:

1. Turn off power amplifiers.
2. Turn off rest of the system.

PLEASE

ALWAYS TURN OFF OR MUTE THE POWER AMPLIFIER BEFORE CONNECTING OR DISCONNECTING ANY CABLES IN THE SYSTEM.

Internal Fuses

Under the small top cover, behind faceplate.

From left

Fuse # 1 1 A T

Fuse # 2 1 A F (spare)

Fuse # 3 1 A F

Fuse # 4 200 mA T @220-240v 400 mA T @100-120v

Fuse #1 is the fuse for the control system

Fuse # 2 is only spare fuse

Fuse # 3 is the protection system fuse.
Fuse # 4. is the fuse for the AC power-up system.
Main AC fuse is located on the back plate.

Replace only with same value fuses. Be very careful when replacing fuses not to drop fuse inside amplifier.



WARNING

Do not remove cover of amplifier unless AC cords are removed from amplifier.

TROUBLE-SHOOTING

No Light in on/Stb button

- *Check both AC cords
- *Check both on/off switches on rear panel
- *Check your domestic AC supply
- *Check fuse No. 1 under topplate (1 AT)
- *Check AC fuses on rear panel
- *Check fuse no.4 under top plate (200 mA or 400 mA)

ON/STB Light is on but amplifier will not start up.

- *Check error indicators on display



Error and Fuse indicator is flashing.

- *Check Fuse no. 3 under top plate. (Remove AC cords first)

Error and AC Power indicators are flashing.

- *Available AC power is too low. Minimum requirement is:
100 - 120v. countries : 95 v.
200 - 240v. countries : 190 v.

Error and Temp. L indicators are flashing:

Left channel is overheating. Turn off amplifier and secure air circulation around the unit. Start amplifier again after 5 min.

Error and Temp R. indicators are flashing:

Right channel is overheating. See above.

AC Phase is on constantly.

- *Polarity of the 2 AC cords is asymmetrical. Turn off amplifier and reverse one of them. (You may wish to experiment to find the optimum symmetrical configuration.)

Warranty

Your Gryphon Antileon EVO is warranted against failures arising through faulty workmanship and materials for a period of 3 year from date of purchase.

The warranty is not transferable. It covers the first owner only.

This warranty is only valid in the country where the product was purchased.

All claims under this warranty must be made to the distributor in the buyer`s country by returning the unit securely packed in the original box with all accessories, postage/freight prepaid and insured. The unit will be repaired or replaced at no charge for parts and labor.

This warranty remains valid only if the serial number of the unit has not been defaced or removed and if repairs are performed only by authorized Gryphon dealers or distributors. Warranty is void if products are modified/tweaked.

The warranty does not cover damage due to misuse, accident or neglect. This warranty is not valid if the operation voltage of the product has been changed.

The distributor or manufacturer, Gryphon Audio Designs, Denmark, retains the exclusive right to make such judgement on the basis of inspection.

The retailer, distributor or manufacturer of the Gryphon shall not be liable for consequential damage arising from the use, misuse or failure of this product, including injuries to persons or property.

To qualify, the enclosed warranty registration card must be filled out and returned to the manufacturer within 10 days of purchase.

Service, warranty claims or questions

Please always contact the dealer where you purchased the product, he is responsible for warranty.

Do not ship products to the factory without confirmed arrangements with the dealer or distributor who sold you the product.



Serial No: -----

Tweak Advise

In the best Gryphon tradition we have spent a huge amount of time with our prototypes before we release a new product. We are obsessed with what we do and consider ourselves to be open-minded and are fascinated by the "Grey area" between logical, technical facts and things we just hear that make no obvious technical sense.

We will implement them as long as it does not sacrifice safety or reliability. In the Antileon design a number of tweaks can be found and the result is a fine balance that can easily be disturbed.

We strongly advise against any alteration of the original design, it will void the warranty and most certainly only provide a difference, not a real improvement of musical realism.

We are fully aware of the fun of playing with AC conditioners, bricks, platforms, cables and so on. We appreciate much of it, but please listen to our intentions before you go ahead and if you do, do yourself (and us) the favor of now and then going back and listening to the "naked" design as it was intended by its creators.

Remember to enjoy the music...